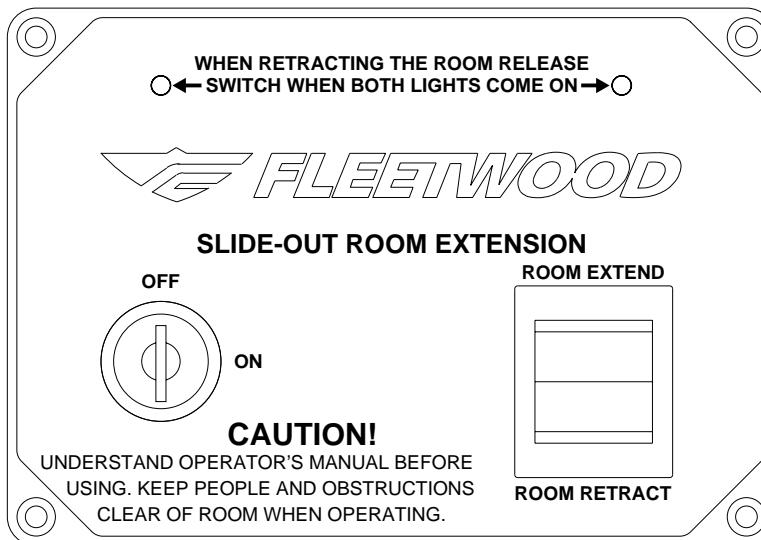




AUTOMATIC TRAVEL CLAMP SCHEMATICS FLEETWOOD NO HWH ROOMS OR LEVELING SYSTEM



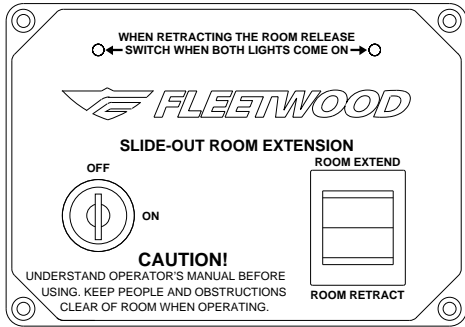
**CONTROL BOX AP40185
OR
CONTROL BOX AP34567 WITH A
SERIAL NUMBER 10,000 OR GREATER**

HWH CORPORATION
(On I-80, Exit 267 South)
2096 Moscow Road | Moscow, Iowa 52760
Ph: 800/321-3494 (or) 563/724-3396 | Fax: 563/724-3408
www.hwh.com

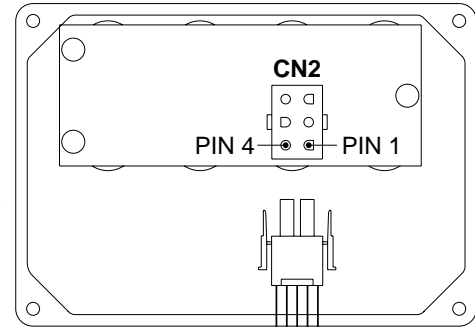
ELECTRICAL CONNECTION DIAGRAM

ROOM CLAMP CONNECTIONS

ROOM CONTROL PANEL ROOMS WITH TRAVEL CLAMPS

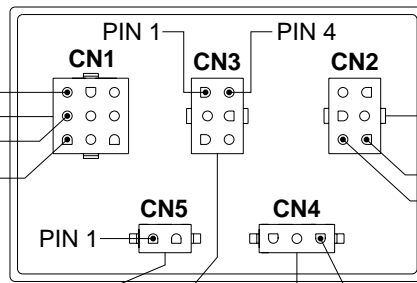


(REVERSE) ROOM CONTROL PANEL



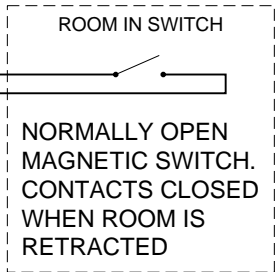
NOTE: CONNECTIONS ARE THE SAME FOR ALL ROOMS WITH TRAVEL CLAMPS. HARNESES ARE SUPPLIED BY VEHICLE MANUFACTURER

CLAMP CONTROL BOX



POWER AND GROUND INPUT FOR CLAMP CONTROL BOX. SWITCHED +12 TO ROOM MECHANISM FOR EXTEND AND RETRACT

+12 POWER SUPPLIED BY MANUFACTURER



NOTE: SW1 AND SW2 CLAMP LIMIT SWITCHES ARE OPEN WHEN THE CLAMP IS FULLY RETRACTED.

